



PolyWorks®

PolyWorks/Inspector™ Airfoil Gauge Module

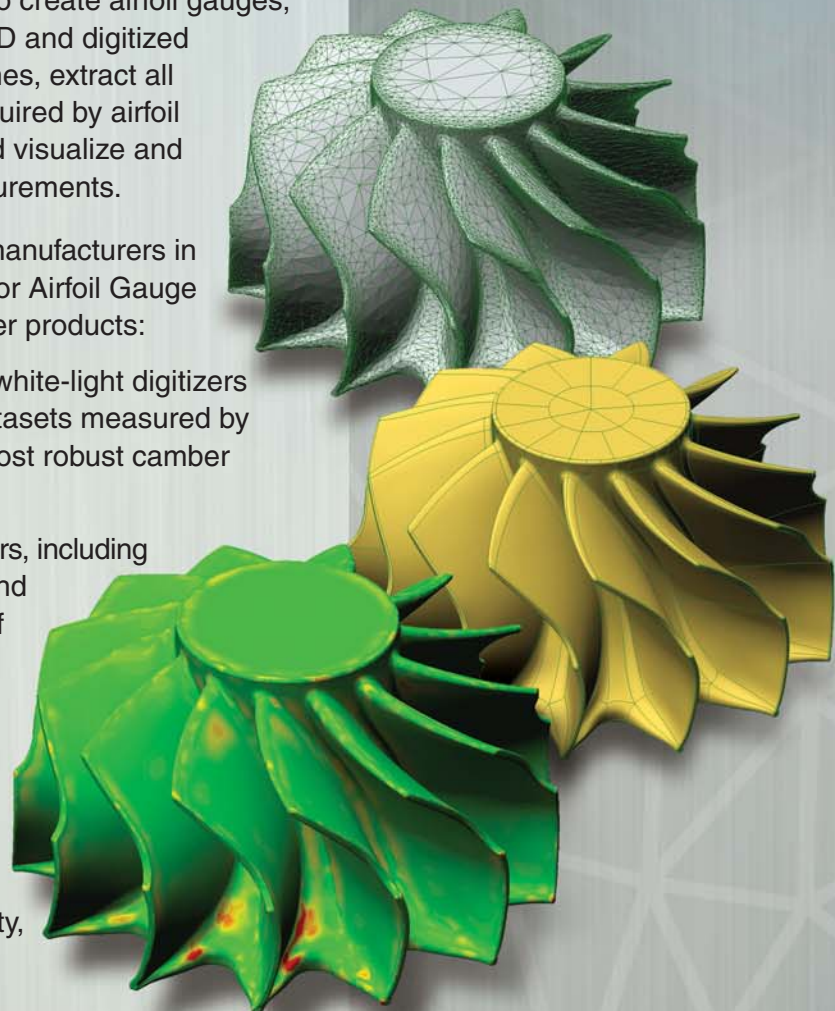


InnovMetric Software is proud to release a new Airfoil Gauge optional module that allows customers to create airfoil gauges, adjust them on CAD and digitized parts, fit camber lines, extract all measurements required by airfoil manufacturers, and visualize and report these measurements.

Developed in close collaboration with major airfoil manufacturers in North America and Europe, the PolyWorks/Inspector Airfoil Gauge solution offers significant benefits compared to other products:

- ▶ In addition to handling measured datasets from white-light digitizers and CMMs, PolyWorks works equally well on datasets measured by laser-based and X-ray scanners thanks to the most robust camber line fitter in the industry.
- ▶ PolyWorks offers more measurements tools to users, including data-to-CAD point deviations, center of gravity and area measurements, and an unlimited number of thickness measurements along the camber line.
- ▶ The PolyWorks Airfoil Gauge workflow requires the least number of mouse clicks resulting in short learning curves and more productive inspection work.

Once again, you can rely on InnovMetric Software to provide technical excellence, outstanding usability, and the best after-sales support of the industry.



10

Technical Specifications

Requires PolyWorks/Inspector V10 or up

Standard Dimensional Measurements (Nominal/Measured/Deviation/Tolerances)

- Leading edge radius
- Trailing edge radius
- Camber line length
- Maximum thickness
- Chord length
- Maximum width (aerodynamic & tangential)
- Twist/stagger angle
- Leading edge distance to YZ plane
- Unlimited number of thickness measurements along the camber line from leading edge or trailing edge points (10 by default)
- Area

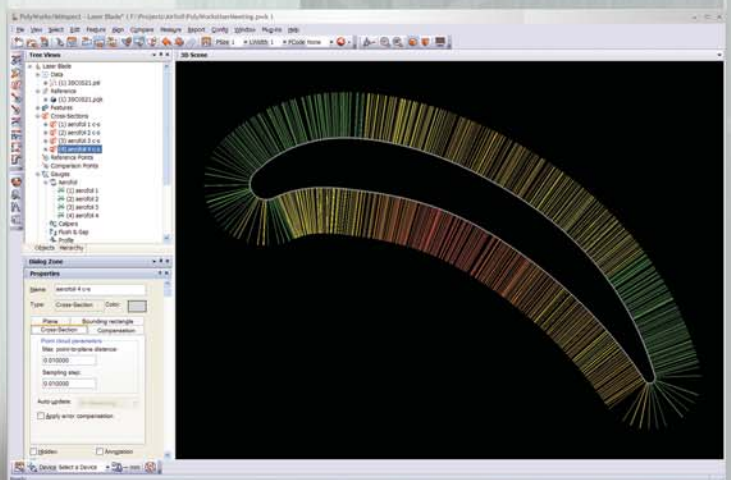
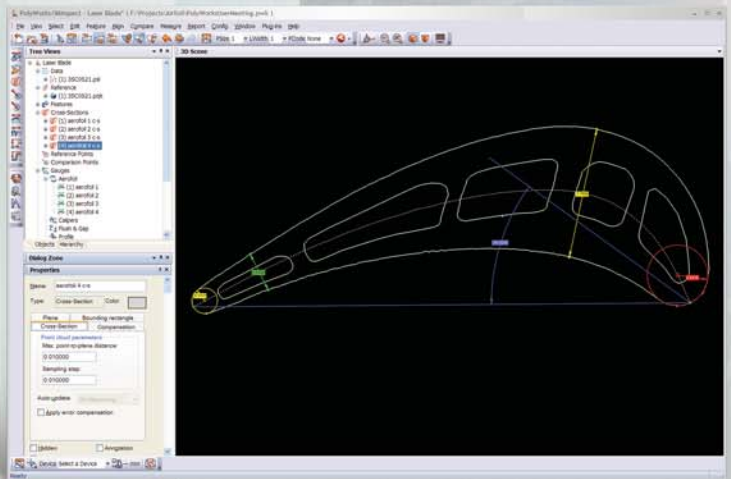
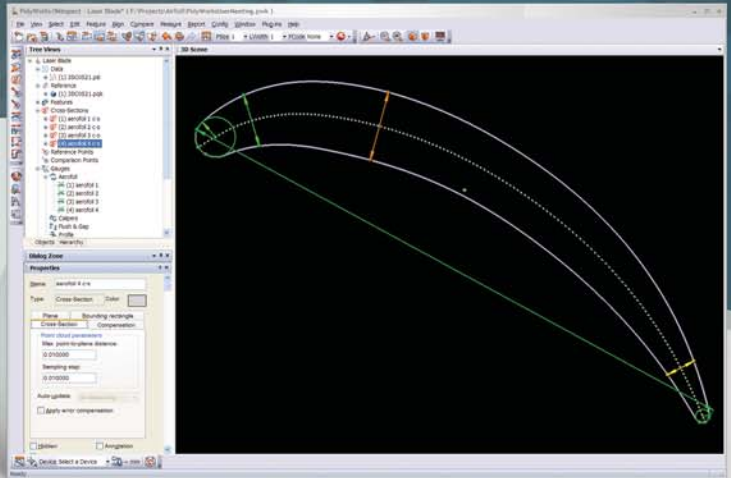
Geometric Primitives

- Camber line
- Leading edge point
- Trailing edge point
- Center of gravity
- Maximum thickness point
- Maximum circle
- Tangent vector
- Leading edge tangent point
- Trailing edge tangent point

Data-to-CAD Point Deviations (along X and Y)

- Leading edge point deviation
- Trailing edge point deviation
- Center of gravity deviation
- Maximum thickness point deviation
- Leading edge tangent point deviation
- Trailing edge tangent point deviation

PolyWorks airfoil gauges are fully customizable and programmable



Contact your local PolyWorks representative for more information



HEAD OFFICE
InnovMetric Software Inc.
2014, Cyrille-Duquet, Suite 301
Québec QC Canada G1N 4N6
Tel. [418] 688-2061
Fax [418] 688-3001
info@innovmetric.com
www.innovmetric.com/buy

Detroit (MI)
Los Angeles (CA)
Salisbury (NC)
Shanghai (China)
Lindau (Germany)
Partner office in Europe:
Duwe-3d AG



SmartGD&T™

